



destefani

SINCE 1979  by GIARDINA GROUP

**“MVS” PROFILE SANDERS**

**“MVT” EDGE SANDERS**



*Ready to order*



by

**50** FINISHING SOLUTIONS **giardinagroup** 1972  
1972-2022

**DESTEFANI** is the latest company to join Giardina Group, which inherited 40 years of experience from the company based in Birone di Giussano (Monza Brianza), whose business has been taken over by the group.

A joint venture – set up in 2020 between the **Mauri** and **De Stefani** families – that ensures new opportunities for one of the best renowned Italian brands in the sanding industry, with a worldwide reputation for excellence, and brings Giardina Group technical and process expertise, thanks to which it can offer a wide range of “turnkey” solutions.

# destefani

The experience and excellence enable DESTEFANI to offer undeniably reliable solutions that provide superior finishes on edges, surfaces and profiles, either veneered or solid, unprocessed or treated with any kind of finish.

Machines that are simple to use and adjust, easy to maintain, thanks to a technical concept based on the **modularity of aggregates** and components – designed and made by DESTEFANI – that can be “put together” to give each user the machine they need: upper, lower and cross sanding units; oscillating or fitted with calibration belts; milling, edging, polishing and brightening units or units for the hot transfer of decorative products can be combined to create the best possible sanding cycle on any surface, edge or profile and for any production requirement.

The **DESTEFANI** catalogue includes:

- single-side milling and sanding machines for edges and profiles;
- double-side milling and sanding machines for edges;
- edge polishing machines;
- hot coating machines to transfer film on panel edges;
- automatic satin sanding machines for profiles;
- top and bottom calibrating/sanding machines for profiles;
- profile loaders and unloaders;
- machines for the production of corner trims.



DESTEFANI

## A NEW ERA FOR

## DESTEFANI



DESTEFANI is now operational in the **new plant in Novedrate**, next to the “**Giampiero Mauri Innovation Centre**”, the laboratory-showroom available to the Group’s partners and customers, where you can also see the new DESTEFANI sanders at work. A new, impressive plant with areas and equipment that are vital for meeting the ever-growing demands of the market: **over 2,000 square meters** that will house the entire production process and offer customers the chance to “touch” all the solutions provided by the historic brand.



# DESTEFANI MVS



**DESTEFANI profile sanders** can be configured to suit every customer's requirements, thanks to their modular structure: from the "entry level" version featuring four wheel sanding units, to the most performance-oriented version with four grinders, four tilting sanding units for flat or shaped parts and an oscillating unit for flat parts of up to 200 millimeters.

**Tailor-made solutions**, configured to the customer's specifications, are available on request. They can also be fitted with aggregates to efficiently machine larger workpieces or smaller units for sanding surfaces.

"MVS" sanders can either be **stand-alone** or placed in a **production line**. They are equipped with an electronic variable speed drive motor, transmission system with worm gearbox, multiple rubber belts that are also perfect for high speeds, top pressers with rubber wheels on ball bearings, side guides with adjustable width and height with rubber wheels on ball bearings.



## TECHNICAL FEATURES



- **Processing speed:** from 10 to 50m/min.
- **Workpiece size:** minimum 500 (length) x10 (width) x10mm (height), maximum 300 (width) x100mm (height); no limit in length.

## AVAILABLE ACCESSORIES

- Short workpiece **conveyor** with motorized belt.
- Motorized side **guides**.
- CNC axes **positioning**.

## CONFIGURE YOUR NEW DESTEFANI!

- The "DESTEFANI MVS" can be equipped with:
- abrasive belt sanding units for flat surfaces up to 250mm;
  - abrasive belt calibrating units for flat surfaces up to 250mm;
  - abrasive belt sanding units for flat and/or shaped surfaces from 80 to 160mm;
  - abrasive wheel sanding units with or without automatic wheel wear balancing.



# MVS 2500 (LVGS 4SB800)

Model "MVS 2500 (LVGS 4SB800)" is the most compact profile sander in the "MVS" series. Designed to sand **frames, rods, moldings, window frames, veneered**, solid wood and raw or coated Mdf (coated with paint, polyurethane base coats, polyester or other coatings). Model "MVS 2500 (LVGS 4SB800)" is fitted with a thick steel frame, designed to compensate vibrations and guarantee perfect stability even during the more demanding work phases. The fixed base is **2.4 meter** long and the work aggregates are aligned on the right or left hand side of the belt modules. The support feet allow the work height adjustment. Moreover, the "MVS 2500 (LVGS 4SB800)" is designed to sand **all four sides of the profile**.

## THE AGGREGATES

"MVS 2500 (LVGS 4SB800)" is fitted with four wheel sanding units of the **Scotch Brite** ("SB") type, abrasive wheels for **finishing**, denibbing and brushing the sanded surfaces: two "SB100" aggregates operate on the profile side (side units with a useful thickness range up to 100 millimeters and 1.5kW motor), the two "SB300" aggregates operate in a useful range up to 300 millimeters with their 2.2kW motor. The four aggregates are tiltable up to 180 degrees (side and top operation). With its **flexible set-up**, model "MVS 2500 (LVGS 4SB800)" can process parts with a minimum length of 800 millimeters and up to 300 millimeters in width, with a thickness up to 80 millimeters, and it offers high quality results in a contained timeframe.

## CONVEYOR SYSTEM

The **parts run** on three 120 millimeters rectified rubber belts with central guide, activated by a cardanic drive with elastic compensating joints. The drive motor (1.5kW) sits in a central position; the speed can be electronically adjusted by inverter. The side guides are bars with idle rubber rollers adjustable in width and thickness (rack system).



## MACHINE TECHNICAL FEATURES

**Workable sides:** 4  
**Minimum part length:** 800mm  
**Maximum part width:** 300mm  
**Maximum part thickness:** 80mm  
**Number of conveyor belts:** 3  
**Number of sanding wheels per slot:** 2  
**Processing speed:** from 10 to 40m/min  
 (up to 100m/min upon request)

**Conveyor motor power:** 1,5kW  
**Worktop height:** 900mm  
**Total installed power:** 9kW  
**Voltage:** 400V  
**Machine length:** 2.380mm  
**Machine width:** 1.750mm  
**Machine height:** 1.500mm  
**Part infeed-outfeed:** manual

## AGGREGATE TECHNICAL FEATURES

### "SB100"

**Motor power:** 1,5kW  
**Wheel size:** 200x100mm  
**Suction port size:** 100mm  
**Wheel rotation speed:** between 420 and 1,720rpm  
**Wheel shaft:** 30mm  
**Spindle-sanding wheel connection flange:** 76mm  
**Angular adjustment:** from -90 to +90 degrees

### "SB300"

**Motor power:** 2,25kW  
**Wheel size:** 200x300mm  
**Suction port size:** 100mm  
**Wheel rotation speed:** between 420 and 1,720rpm  
**Wheel shaft:** 30mm  
**Spindle-sanding wheel connection flange:** 76mm  
**Angular adjustment:** from -90 to +90 degrees

## AVAILABLE ACCESSORIES

Electropneumatic system with **timed intervention** on infeed and outfeed of the sanding aggregate, manageable from the **touchscreen** panel.


Bi-directional **Electronic recovery system** to compensate for the sanding wheel wear, controlled by the programmable logic, to compensate wear in all operating positions.

Pneumatic blower to clean the parts with housing and spinning blowers with **timed intervention** inside

**"Industry 4.0" Set up.**



Some of the **PROFILES** that can be sanded with this machine:



# MVS 3500 (LVGS 6SB800)

The “MVS 3500 (LVGS 6SB800)” is a profile sander in the “MVS” series designed to sand **frames, rods, moldings, window frames, veneered**, solid wood and raw or coated Mdf (coated with paint, polyurethane base coats, polyester or other coatings). Model “MVS 3500 (LVGS 6SB800)” is fitted with a thick steel frame, designed to compensate vibrations and guarantee perfect stability even during the more demanding work phases. The fixed base is **3.3 meter** long and the work aggregates are aligned on the right or left hand side of the belt modules. The support feet allow the work height adjustment. Moreover, the “MVS 3500 (LVGS 6SB800)” is designed to sand **all four sides of the profile**.



## THE AGGREGATES

“MVS 3500 (LVGS 6SB800)” is fitted with six wheel sanding units of the **Scotch Brite** (“SB”) type, abrasive wheels for **finishing**, denibbing and brushing the sanded surfaces: four “SB100” aggregates operate on the profile side (side units with a useful thickness range up to 100 millimeters and 1.5kW motor), the two “SB300” aggregates operate in a useful range up to 300 millimeters with their 2.2kW motor. The six aggregates are tiltable up to 180 degrees (side and top operation). With its **flexible set-up**, model “MVS 3500 (LVGS 6SB800)” can process parts with a minimum length of 800 millimeters and up to 300 millimeters in width, with a thickness up to 80 millimeters, and it offers high quality results in a contained timeframe.

## CONVEYOR SYSTEM

The parts run on four 120 millimeters rectified rubber belts with central guide, activated by a cardanic drive with elastic compensating joints. The drive motor (1.5kW) sits in a central position; the speed can be electronically adjusted by inverter. The side guides are bars with idle rubber rollers adjustable in width and thickness (rack system).

## AGGREGATE TECHNICAL FEATURES

### “SB100”

**Motor power:** 1,5kW  
**Wheel size:** 200x100mm  
**Suction port size:** 100mm  
**Wheel rotation speed:** between 420 and 1,720rpm  
**Wheel shaft:** 30mm  
**Spindle-sanding wheel connection flange:** 76mm  
**Angular adjustment:** from -90 to +90 degrees

### “SB300”

**Motor power:** 2,25kW  
**Wheel size:** 200x300mm  
**Suction port size:** 100mm  
**Wheel rotation speed:** between 420 and 1,720rpm  
**Wheel shaft:** 30mm  
**Spindle-sanding wheel connection flange:** 76mm  
**Angular adjustment:** from -90 to +90 degrees

## MACHINE TECHNICAL FEATURES

**Workable sides:** 4  
**Minimum part length:** 800mm  
**Maximum part width:** 300mm  
**Maximum part thickness:** 80mm  
**Number of conveyor belts:** 4  
**Number of sanding wheels per slot:** 2  
**Processing speed:** from 10 to 40m/min  
**Conveyor motor power:** 1,5kW  
**Worktop height:** 900mm

**Total installed power:** 12kW  
**Voltage:** 400V  
**Machine length:** 3.330mm  
**Machine width:** 1.750mm  
**Machine height:** 1.500mm  
**Part infeed-outfeed:** manual

## AVAILABLE ACCESSORIES

Electropneumatic system with **timed intervention** on infeed and outfeed of the sanding aggregate, manageable from the *touchscreen* panel.

Bi-directional **Electronic recovery system** to compensate for the sanding wheel wear, controlled by the programmable logic, to compensate wear in all operating positions.

Pneumatic blower to clean the parts with housing and spinning blowers with **timed intervention** inside.

“Industry 4.0” Set up.



Some of the PROFILES that can be sanded with this machine:



# MVS 4000

(LVGS 1CTS2CTL4SB)


Model "MVS 4000 (LVGS 1CTS2CTL4SB)" is a profile sander in the "MVS" series designed to sand **frames, rods, moldings, window frames, veneered**, solid wood and raw or coated Mdf (coated with paint, polyurethane base coats, polyester or other coatings). Model "MVS 4000 (LVGS 1CTS2CTL4SB)" is fitted with a thick steel frame, designed to compensate vibrations and guarantee perfect stability even during the more demanding work phases. The fixed base is **4 meter** long and the work aggregates are aligned on the right or left hand side of the belt modules. The support feet allow the work height adjustment. Moreover, the "MVS 4000 (LVGS 1CTS2CTL4SB)" is designed to sand **all four sides of the profile**.

## THE AGGREGATES

"MVS 4000 (LVGS 1CTS2CTL4SB)" is fitted with seven aggregates, three of which are belts (one "CTS" top belt and two "CTL" side belts) and four wheel sanding units of the **Scotch Brite** ("SB100") type, abrasive wheels for **finishing**, denibbing and brushing the sanded surfaces. The four "SB100" aggregates operate on the profile side (with a useful thickness range up to 100 millimeters and 1.5kW motor) and they can be inclined up to 180 degrees. With its **flexible set-up**, model "MVS 4000 (LVGS 1CTS2CTL4SB)" can process parts with a minimum length of 500 millimeters and up to 200 millimeters in width, with a thickness up to 80 millimeters, and it offers high quality results in a contained timeframe.

## CONVEYOR SYSTEM

The **parts run** on six 120 millimeters rectified rubber belts with central guide, activated by a cardanic drive with elastic compensating joints. The drive motor (2.2kW) sits in a central position; the speed can be electronically adjusted via frequency drive. The side guides are bars with idle rubber rollers adjustable in width and thickness (rack system).



## AGGREGATE TECHNICAL FEATURES

### "CTS"

**Work surface:** 200mm  
**Motor power:** 3kW (4hp)  
**Variable belt rotation speed:** 0,5 to 11m/s  
**Sanding belt oscillation motor:** 0,37kW  
**Angular adjustment:** fixed 90 degrees  
**Pulley thickness:** 200mm  
**Sanding belt maximum size:** 2.320x200hmm

### "CTL" (2 units)

**Work surface:** 130mm  
**Motor power:** 2,2kW (3hp)  
**Variable belt rotation speed variable:** 0,5 to 11m/s  
**Sanding belt oscillation motor:** 0,37kW  
**Angular adjustment:** fixed 0 degrees  
**Pulley thickness:** 130mm  
**Sanding belt maximum size:** 2.320x130hmm

### "SB100"

**Motor power:** 1,5kW  
**Wheel size:** 200x100mm  
**Suction port size:** 100mm  
**Wheel rotation speed:** between 420 and 1,720rpm  
**Wheel shaft:** 30mm  
**Spindle-sanding wheel connection flange:** 76mm  
**Angular adjustment:** from -90 to +90 degrees

## MACHINE TECHNICAL FEATURES

**Workable sides:** 4  
**Minimum part length:** 500mm  
**Maximum part width:** 200mm  
**Maximum part thickness:** 80mm  
**Number of conveyor belts:** 6  
**Number of sanding wheels per slot:** 1  
**Processing speed:** from 10 to 40m/min  
**Conveyor motor power:** 2,2kW  
**Worktop height:** 900mm

**Total installed power:** 17kW  
**Voltage:** 400V  
**Machine length:** 3.920mm  
**Machine width:** 2.800mm  
**Machine height:** 2.300mm  
**Part infeed-outfeed:** manual

## AVAILABLE ACCESSORIES

Electropneumatic system with **timed intervention** on infeed and outfeed of the sanding aggregate, manageable from the *touchscreen* panel.

Bi-directional **Electronic recovery system** to compensate for the sanding wheel wear, controlled by the programmable logic, to compensate wear in all operating positions.

Pneumatic blower to clean the parts with housing and spinning blowers with **timed intervention** inside.


"Industry 4.0" Set up.



Some of the **PROFILES** that can be sanded with this machine:



# DESTEFANI MVT






Giardina Group introduces the renewed range of **DESTEFANI "MVT"** edge sanders which, thanks to their modular structure, can be configured to suit every customer's requirements, from the simplest version (with one single abrasive belt), to the most performance-oriented version with three belts and two abrasive grinders.

DESTEFANI "MVT" machines are the best solution to be integrated in panel finishing lines as opposed to sanding veneered and/or coated wooden and Mdf edges.

Extremely useful for machining edges, panels, furniture, stairs and bonnets, "MVT" machines can either be **stand-alone** or placed in a **production line**.

Equipped with a rubber track conveyor (80 millimeters wide) with an electronic variable speed drive motor, they have a top presser with rubber wheels, an adjustable support bar to hold wider workpieces, and a feeding trolley with reference square.

Simple programming and use make it the ideal solution wherever any wood and wood derivatives are machined.



## TECHNICAL FEATURES

- **Processing speed:** from 5 to 30m/min.
- **Workpiece size:** minimum 150x20x10mm; maximum 3000x2200x100.

## AVAILABLE ACCESSORIES

- Vertical movement of the **motorised presser**.
- Motorised **V-belt top presser**.
- **Flip-over reference square** for loading narrow workpieces.
- 130, 180, 260 or 600mm **conveyor track**.

## CONFIGURE YOUR NEW DESTEFANI!

DESTEFANI "MVT" edge sanders can be *tailor-made* and fitted with the following work units:

- oscillating abrasive belt sanding units for flat surfaces;
- oscillating abrasive belt sanding units supported by "superfinisher" lamellar belt for flat surfaces;
- abrasive belt sanding units for flat or shaped surfaces with interchangeable pad;
- abrasive belt sanding units for corners and junctions;
- abrasive wheel sanding unit with automatic recovery system;
- cross sanding units for flat surfaces;
- fixed or timed milling units (with soundproof booth);
- top and bottom trimming/chamfer units with copying wheels;
- brushing and polishing units;
- units for hot stamping foiling;
- application and drying units for coating products.

# MVT 1000 (LVGT 1AT)

The “MVT 1000 (LVGT 1AT)” model is the most **compact** machine in the “MVT” series fitted with a **belt sanding unit**. A set of automatic and single-side solutions, perfect for sanding Mdf and chipboard **panel edges** coated with PU base or water-base products. This machine is designed to process matt **kitchen doors**, interior and external **doors** and many other **furniture products**.

## THE AGGREGATES

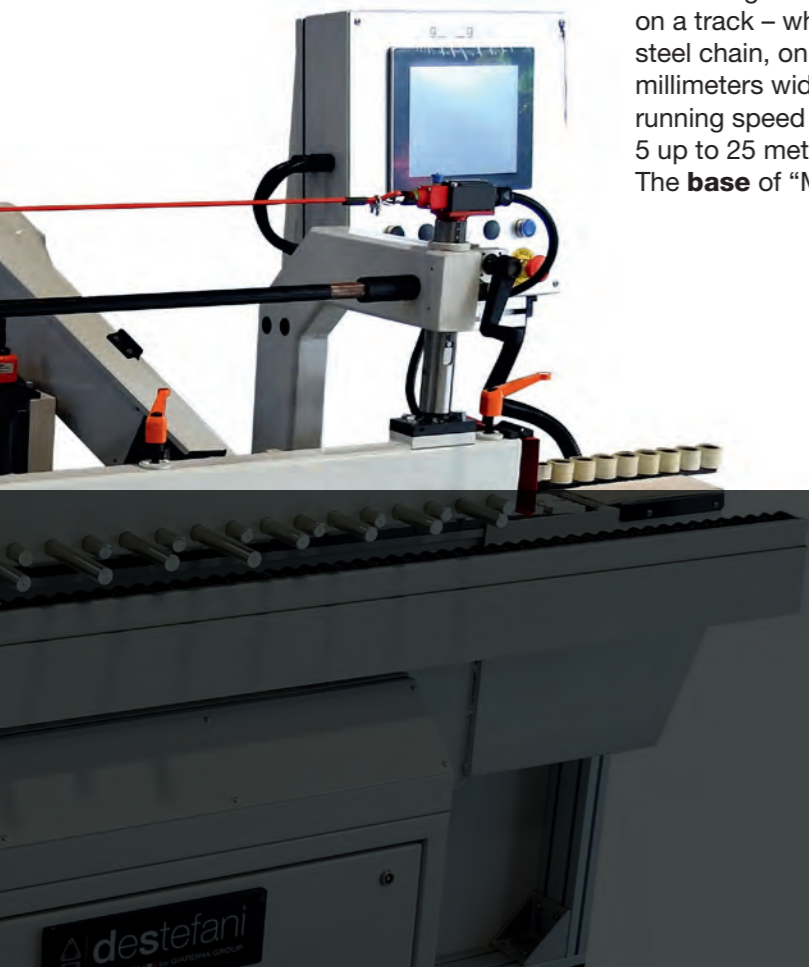
“MVT 1000 (LVGT 1AT)” is equipped with one single “AT” aggregate, a **belt sanding unit** to sand molded edges and profiles up to 110 millimeters thick, with adjustable angle and interchangeable pad, to allow for the utmost possible **flexibility**. The machine has a “Plc” (“Programmable Logic Controller”) as a general automation control unit and a dedicated “Plc” on each individual unit.

## FRAME AND CONVEYOR

“MVT 1000 (LVGT 1AT)” consists of a thick steel frame, designed to compensate vibrations and guarantee **perfect stability** even during the more demanding work phases.


The side guide keeps the **part straight** while **running** in the machine on a track – which runs on two interchangeable steel guides – with a steel chain, on which the pads covered in high-resistance rubber 80 millimeters wide are fixed. The **motor power** is 0.75kW and the part running speed – electronically adjustable with inverter – can be set from 5 up to 25 meters per minute.

The **base** of “MVT 1000 (LVGT 1AT)”, is only 1,200 millimeters long.



DESTEFANI MVT

Some of the PROFILES that can be sanded with this machine:



**AGGREGATE TECHNICAL FEATURES**

“AT 110”  
**Motor power:** 2,2kW  
**Variable belt rotation speed:** 0,5 to 11 m/s  
**Sanding belt oscillation motor:** 35W  
**Angular adjustment:** from -10 to +90 degrees  
**Pulley thickness:** 110mm  
**Sanding belt maximum size:** 2.800x110hmm

**MACHINE TECHNICAL FEATURES**

**Workable sides:** 1  
**Minimum part length:** 200mm  
**Minimum part width:** 50mm  
**Maximum part thickness:** 100mm  
**Processing speed:** from 5 to 25m/min  
**Conveyor motor power:** 0,75kW  
**Worktop height:** 900mm

**Total installed power:** 3kW  
**Voltage:** 400V  
**Machine length:** 2.600mm  
**Machine width:** 1.700mm  
**Machine height:** 1.500mm  
**Part infeed-outfeed:** manual

**AVAILABLE ACCESSORIES**

Pneumatic blower to clean the parts with housing and spinning blowers with **timed intervention** inside.

“Industry 4.0” Set up.





# MVT 1000 (LVGT 1SF)

The “MVT 1000 (LVGT 1SF)” model is the most **compact machine** in the “MVT” line fitted with a **superfinisher unit**. It is part of a set of automatic and single-side solutions, perfect for sanding Mdf and chipboard **panel edges** coated with PU base or water-base products. This machine is specifically designed to process glossy and matt **kitchen doors**, interior and external doors and many other furniture products.

## THE AGGREGATES

“MVT 1000 (LVGT 1SF)” is equipped with one single “SF 150” aggregate, a superfinisher unit with two belts – one with a chevron belt and one with sanding paper – for flat surfaces, with adjustable angle and interchangeable pad, to allow for the utmost possible **flexibility and accuracy**. The machine has a “Plc” (“Programmable Logic Controller”) as a general automation control unit and a dedicated “Plc” on each individual unit.

The **base** of the “MVT 1000 (LVGT 1SF)” is only 1,200 millimeters long.

## FRAME AND CONVEYOR

“MVT 1000 (LVGT 1SF)” consists of a thick steel frame, designed to compensate vibrations and guarantee **perfect stability** even during the more demanding work phases.

The side guide keeps the **part** straight while **running** in the machine on a track – which runs on two interchangeable steel guides – with a steel chain, on which the pads covered in high-resistance rubber 80 millimeters wide are fixed. The **motor power** is 0.75kW and the part running speed – electronically adjustable with inverter – can be set from 5 up to 25 meters per minute.



## AGGREGATE TECHNICAL FEATURES

“SF” (Height 150mm)  
**Work surface:** 100mm  
**Motor power:** 3kW (4hp)  
**Variable belt rotation speed:** 0,5 to 11m/s  
**Sanding belt oscillation motor:** 0,37kW  
**Angular adjustment:** fixed 0 degrees  
**Pulley thickness:** 150mm  
**Sanding belt maximum size:** 2.900x150hmm  
**Chevron belt size:** 2.370x140hmm

## MACHINE TECHNICAL FEATURES

**Workable sides:** 1  
**Minimum part length:** 200mm  
**Minimum part width:** 50mm  
**Maximum part thickness:** 100mm  
**Processing speed:** from 5 to 25m/min  
**Conveyor motor power:** 0,75kW  
**Worktop height:** 900mm

**Total installed power:** 5kW  
**Voltage:** 400V  
**Machine length:** 2.600mm  
**Machine width:** 1.700mm  
**Machine height:** 1.500mm  
**Part infeed-outfeed:** manual


## AVAILABLE ACCESSORIES

Pneumatic blower to clean the parts with housing and spinning blowers with **timed intervention** inside.

“Industry 4.0” Set up.



The **EDGE** that can be sanded with this machine:



# MVT 2000 (LVGT 1AT1SB)

Model “MVT 2000 (LVGT 1AT1SB)” is an automatic single-side edge sander in the “MVT” series, perfect for sanding Mdf and chipboard **panel edges** coated with PU base or water-base products. This machine is designed to process **kitchen doors**, interior and external **doors** and many other **furniture products**.

## THE AGGREGATES

“MVT 2000 (LVGT 1AT1SB)” is equipped with one “AT 110” and one “SB100” unit. The **belt sanding unit** “AT110” is suitable for sanding molded edges and profiles up to 110 millimeters thick, with adjustable angle and interchangeable pad, to allow for the utmost possible **flexibility**.

The **Scotch Brite** (“SB100”) aggregate is an abrasive wheels for **superfinishing**, denibbing and brushing the sanded surfaces. The “SB100” aggregate operates on a useful thickness up to 100 millimeters with its 1.5kW motor. The machine has a “**Plc**” (“Programmable Logic Controller”) as a general automation control unit and a dedicated “Plc” on each individual unit.



## FRAME AND CONVEYOR

“MVT 2000 (LVGT 1AT1SB)” consists of a thick steel frame, designed to compensate vibrations and guarantee **perfect stability** even during the more demanding work phases.

The side guide keeps the **part** straight while **running** in the machine on a track – which runs on two interchangeable steel guides – with a steel chain, on which the pads covered in high-resistance rubber 80 millimeters wide are fixed.

The **motor power** is 1.1kW and the part running speed – electronically adjustable with inverter – can be set from 5 up to 25 meters per minute.

## AGGREGATE TECHNICAL FEATURES

### “AT110”

**Motor power:** 2,2kW  
**Variable belt rotation speed:** 0,5 to 11m/s  
**Sanding belt oscillation motor:** 35W  
**Angular adjustment:** from -10 to +90 degrees  
**Pulley thickness:** 110mm  
**Sanding belt maximum size:** 2.800x110hmm

### “SB100”

**Motor power:** 1,5kW  
**Wheel size:** 200x100mm  
**Suction port size:** 100mm  
**Wheel rotation speed:** between 420 and 1.720rpm  
**Wheel shaft:** 30mm  
**Spindle-sanding wheel connection flange:** 76mm  
**Angular adjustment:** from 0 to +90 degrees

## MACHINE TECHNICAL FEATURES

**Workable sides:** 1  
**Minimum part length:** 200mm  
**Minimum part width:** 50mm  
**Maximum part thickness:** 100mm  
**Processing speed:** from 5 to 25m/min  
**Conveyor motor power:** 1,1kW  
**Worktop height:** 900mm  
**Total installed power:** 5kW  
**Voltage:** 400V

**Machine length:** 3.400mm  
**Machine width:** 1.700mm  
**Machine height:** 1.500mm  
**Part infeed-outfeed:** manual

## AVAILABLE ACCESSORIES

Electropneumatic system with **timed intervention** on infeed and outfeed of the sanding aggregate, manageable from the **touchscreen** panel.


Bi-directional **Electronic recovery system** to compensate for the sanding wheel wear, controlled by the programmable logic, to compensate wear in all operating positions.

Pneumatic blower to clean the parts with housing and spinning blowers with **timed intervention** inside.

“**Industry 4.0**” Set up.



Some of the **PROFILES** that can be sanded with this machine:



# MVT 2000

(LVGT 2AT1SB)

# MVT 3000

(LVGT 2AT2SB)

Model “MVT 2000 (LVGT 2AT1SB)” is an automatic single-side edge sander in the “MVT” series, perfect for sanding Mdf and chipboard **panel edges** coated with PU base or water-base products. This machine is designed to process **kitchen doors**, interior and external **doors** and many other **furniture products**.

## THE AGGREGATES

“MVT 2000 (LVGT 2AT1SB)” is equipped with two “AT” and one “SB100” unit. The **belt sanding units** “AT” are suitable for sanding straight and molded edges. They are 110 millimeters thick, with adjustable angle and interchangeable pad, to allow for the utmost possible **flexibility** and perfect sanding in a contained time frame to optimize the production cycle. The **Scotch Brite** (“SB100”) aggregate is an abrasive wheels for **superfinishing**, denibbing and brushing the sanded surfaces. The “SB100” aggregate operates on a useful thickness up to 100 millimeters with its 1.5kW motor. The machine has a “Plc” (“Programmable Logic Controller”) as a general automation control unit and a dedicated “Plc” on each individual unit. Model “MVT 3000 (LVGT 2AT2SB)” is a variant of “MVT 2000 (LVGT 2AT1SB)”, with two Scotch Brite “SB100” aggregates. Owing to the additional “SB100” aggregate, sanding is even more effective on the first run.

## FRAME AND CONVEYOR

Both the “MVT 2000 (LVGT 2AT1SB)” and “MVT 3000 (LVGT 2AT2SB)” models have a thick steel frame, which compensates every vibration and guarantees **perfect stability** even during the more demanding work phases. The side guide keeps the **part** straight while **running** in the machine on a track – which runs on two interchangeable steel guides – with a steel chain, on which the pads covered in high-resistance rubber 80 millimeters wide are fixed. The “MVT 2000” **motor power** is 1.1kW, while the “MVT 3000” motor power is 1.5kW. The part running speed – electronically adjustable with inverter – can be set for both versions from 5 up to 25 meters per minute.



“MVT 3000 (LVGT 2AT2SB)”

## AGGREGATE TECHNICAL FEATURES


### “AT110”

**Motor power:** 2,2kW  
**Variable belt rotation speed:** 0,5 to 11 m/s  
**Sanding belt oscillation motor:** 35W  
**Angular adjustment:** from -10 to +90 degrees  
**Pulley thickness:** 110mm  
**Sanding belt maximum size:** 2.800x110mm

### “SB100”

**Motor power:** 1,5kW  
**Wheel size:** 200x100mm  
**Suction port size:** 100mm  
**Wheel rotation speed:** between 420 and 1,720rpm  
**Wheel shaft:** 30mm  
**Spindle-sanding wheel connection flange:** 76mm  
**Angular adjustment:** from 0 to +90 degrees

Some of the **PROFILES** that can be sanded with this machine:



## MACHINE TECHNICAL FEATURES “MVT 2000 (LVGT 2AT1SB)”

**Workable sides:** 1  
**Minimum part length:** 200mm  
**Minimum part width:** 50mm  
**Maximum part thickness:** 100mm  
**Processing speed:** from 5 to 25m/min  
**Conveyor motor power:** 1,1kW  
**Worktop height:** 900mm  
**Total installed power:** 7kW  
**Voltage:** 400V  
**Machine length:** 3.400mm  
**Machine width:** 1.700mm  
**Machine height:** 1.500mm  
**Part infeed-outfeed:** manual

## MACHINE TECHNICAL FEATURES “MVT 3000 (LVGT 2AT2SB)”

**Workable sides:** 1  
**Minimum part length:** 200mm  
**Minimum part width:** 50mm  
**Maximum part thickness:** 100mm  
**Processing speed:** from 5 to 25m/min  
**Conveyor motor power:** 1,5kW  
**Worktop height:** 900mm  
**Total installed power:** 9kW  
**Voltage:** 400V  
**Machine length:** 4.400mm  
**Machine width:** 1.700mm  
**Machine height:** 1.500mm  
**Part infeed-outfeed:** manual

## AVAILABLE ACCESSORIES

Electropneumatic system with **timed intervention** on infeed and outfeed of the sanding aggregate, manageable from the **touchscreen** panel.

Bi-directional **Electronic recovery system** to compensate for the sanding wheel wear, controlled by the programmable logic, to compensate wear in all operating positions.

Pneumatic blower to clean the parts with housing and spinning blowers with **timed intervention** inside.

“Industry 4.0” Set up.



# MVT 2000 (LVGT 1CTL1SF)

Model “MVT 2000 (LVGT 1CTL1SF)” is an edge sander in the “MVT” series, a set of automatic and single-side solutions for sanding Mdf and chipboard **panel edges** coated with PU base or water-base products. This machine is designed to process matt and glossy **kitchen doors**, interior and external **doors** and many other **furniture products**.

## THE AGGREGATES


“MVT 2000 (LVGT 1CTL1SF)” is equipped with one “CTL” aggregate with side pad for the first run. This aggregate is working with an “SF 150” unit, consisting of an abrasive belt supported by a lamellar belt for flat surfaces, with pneumatic pad adjustment, to allow for the utmost possible **flexibility and accuracy**.

The machine has a “Plc” (Programmable Logic Controller) as a general automation control unit and a dedicated “Plc” on each individual unit

## FRAME AND CONVEYOR

“MVT 2000 (LVGT 1CTL1SF)” consists of a thick steel frame, designed to compensate vibrations and guarantee **perfect stability** even during the more demanding work phases.

The side guide keeps the **part** straight while **running** in the machine on a track – which runs on two interchangeable steel guides – with a steel chain, on which the pads covered in high-resistance rubber 80 millimeters wide are fixed. The **motor power** is 1.1kW and the part running speed – electronically adjustable with inverter – can be set from 5 up to 25 meters per minute.



## AGGREGATE TECHNICAL FEATURES

### “CTL”

**Work surface:** 100mm  
**Motor power:** 2,2kW (3hp)  
**Variable belt rotation speed:** 0,5 to 11 m/s  
**Sanding belt oscillation motor:** 0,37kW  
**Angular adjustment:** fixed 0 degrees  
**Pulley thickness:** 130mm  
**Sanding belt maximum size:** 2.320x130hmm

### “SF” (Height 150mm)

**Work surface:** 100mm  
**Motor power:** 3kW (4hp)  
**Variable belt rotation speed:** 0,5 to 11 m/s  
**Sanding belt oscillation motor:** 0,37kW  
**Angular adjustment:** fixed 0 degrees  
**Pulley thickness:** 150mm  
**Sanding belt maximum size:** 2.900x150hmm  
**Chevron belt size:** 2.370x140hmm

## MACHINE TECHNICAL FEATURES

**Workable sides:** 1  
**Minimum part length:** 200mm  
**Minimum part width:** 50mm  
**Maximum part thickness:** 100mm  
**Processing speed:** from 5 to 25m/min  
**Conveyor motor power:** 1,1kW  
**Worktop height:** 900mm  
**Total installed power:** 8kW  
**Voltage:** 400V

**Machine length:** 3.400mm  
**Machine width:** 1.700mm  
**Machine height:** 1.500mm  
**Part infeed-outfeed:** manual


## AVAILABLE ACCESSORIES

Pneumatic blower to clean the parts with housing and spinning blowers with **timed intervention** inside.

“Industry 4.0” Set up.



The **EDGE** that can be sanded with this machine:



# MVT 2000 (LVGT 2CTL)

Model “MVT 2000 (LVGT 2CTL)” is a single-side edge sander in the “MVT” series, a set of automatic solutions for sanding Mdf and chipboard **panel edges** coated with PU base or water-base products. This machine is designed to process **furniture components** and it is suitable for matt and glossy **kitchen doors, interior doors**, and ideal for raw panels.


## THE AGGREGATES

Model “MVT 2000 (LVGT 2CTL)” is equipped with two “C” aggregates with side pad. These are belt sanding units for flat surfaces, with pneumatic adjustable pad. The pad operation with electropneumatic control is easy to manage over the touchscreen and the machine has a “Plc” (“Programmable Logic Controller”) as a general automation control unit and a dedicated “Plc” on each individual unit.

## FRAME AND CONVEYOR

“MVT 2000 (LVGT 2CTL)” consists of a thick steel frame, designed to compensate vibrations and guarantee **perfect stability** even during the more demanding work phases.

The side guide keeps the **part** straight while **running** in the machine on a track – which runs on two interchangeable steel guides – with a steel chain, on which the pads covered in high-resistance rubber 80 millimeters wide are fixed. The **motor power** is 1.1kW and the part running speed – electronically adjustable with inverter – can be set from 5 up to 25 meters per minute.



## AGGREGATE TECHNICAL FEATURES

“CTL” (2 units)  
**Work surface:** 130mm  
**Motor power:** 2,2kW (3hp)  
**Variable belt rotation speed:** 0,5 to 11 m/s  
**Sanding belt oscillation motor:** 0,37kW  
**Angular adjustment:** fixed 0 degrees  
**Pulley thickness:** 130mm  
**Sanding belt maximum size:** 2.320x130hmm

## MACHINE TECHNICAL FEATURES

**Workable sides:** 1  
**Minimum part length:** 200mm  
**Minimum part width:** 50mm  
**Maximum part thickness:** 100mm  
**Processing speed:** from 5 to 25m/min  
**Conveyor motor power:** 1,1kW  
**Worktop height:** 900mm  
**Total installed power:** 7kW  
**Voltage:** 400V

**Machine length:** 3.400mm  
**Machine width:** 1.700mm  
**Machine height:** 1.500mm  
**Part infeed-outfeed:** manual


## AVAILABLE ACCESSORIES

Pneumatic blower to clean the parts with housing and spinning blowers with **timed intervention** inside.

“Industry 4.0” Set up.



The **EDGE** that can be sanded with this machine:



# MVT 3000 (LVGT 1AT2SF)



Model "MVT 3000 (LVGT 1AT2SF)" is an automatic single-side edge sander in the "MVT" series, perfect for sanding Mdf and chipboard **panel edges** coated with PU base or water-base products. This machine is designed to process **kitchen doors**, both matt and glossy, interior and external **doors** and many other **furniture products**.

## THE AGGREGATES

"MVT 3000 (LVGT 1AT2SF)" is equipped with two "SF 150" aggregates, a superfinishing unit with two belts – one chevron belt and one sanding paper belt – for flat surfaces, with pneumatic adjustable pad to allow for the utmost possible **flexibility and accuracy**. The machine is also fitted with a molded edge sanding unit "AT110". The belt is 110 millimeters thick, with adjustable angle and interchangeable pad, to allow for the utmost possible processing flexibility. The machine has a "Plc" ("Programmable Logic Controller") as a general automation control unit and a dedicated "Plc" on each individual unit. "MVT 3000 (LVGT 1AT2SF)" can process parts with minimum length 200 millimeters, 50 millimeters wide and 100 millimeters thick.

## FRAME AND CONVEYOR

"MVT 3000 (LVGT 1AT2SF)" consists of a thick steel frame, designed to compensate vibrations and guarantee **perfect stability** even during the more demanding work phases. The side guide keeps the **part** straight while **running** in the machine on a track – which runs on two interchangeable steel guides – with a steel chain, on which the pads covered in high-resistance rubber 80 millimeters wide are fixed. The **motor power** is 1.1kW and the part running speed – electronically adjustable with inverter – can be set from 5 up to 25 meters per minute.



## AGGREGATE TECHNICAL FEATURES


### "AT110"

**Motor power:** 2,2kW  
**Variable belt rotation speed:** 0,5 to 11 m/s  
**Sanding belt oscillation motor:** 35W  
**Angular adjustment:** from -10 to +90 degrees  
**Pulley thickness:** 110mm  
**Sanding belt maximum size:** 2.800x110hmm

### "SF" (Height 150mm)

**Work surface:** 100mm  
**Motor power:** 3kW (4hp)  
**Variable belt rotation speed:** 0,5 to 11 m/s  
**Sanding belt oscillation motor:** 0,37kW  
**Angular adjustment:** fixed 0 degrees  
**Pulley thickness:** 150mm  
**Sanding belt maximum size:** 2.900x150hmm  
**Chevron belt size:** 2.370x140hmm

Some of the PROFILES that can be sanded with this machine:



## MACHINE TECHNICAL FEATURES

**Workable sides:** 1  
**Minimum part length:** 200mm  
**Minimum part width:** 50mm  
**Maximum part thickness:** 100mm  
**Processing speed:** from 5 to 25m/min  
**Conveyor motor power:** 1,5kW  
**Worktop height:** 900mm

**Total installed power:** 11kW  
**Voltage:** 400 V  
**Machine length:** 4.400mm  
**Machine width:** 1.700mm  
**Machine height:** 1.500mm  
**Part infeed-outfeed:** manual

## AVAILABLE ACCESSORIES

Pneumatic blower to clean the parts with housing and spinning blowers with **timed intervention** inside.

"Industry 4.0" Set up.



# MVT 2000 GLOSSY (LVGT 2SL)

# MVT 3000 GLOSSY (LVGT 4SL)

“MVT Glossy” models are the ideal solution for polishing “High-Gloss” panels after **sanding**. These machines will eliminate any marks left by sanding and smooth any imperfections left after sanding with the “SF” aggregates, using cotton discs containing an abrasive wax. These two machines, designed to process **flat edges**, are fitted with **independent polishing units** – two in the “MVT 2000 Glossy (LVGT 2SL)”, four in the “MVT 3000 Glossy (LVGT 4SL)” – which are adjustable on three axes: in height, inclination and depth. The machine has a “Plc” (Programmable Logic Controller) as a general automation control unit and a dedicated “Plc” on each individual unit. “Industry 4.0” set up.



## FRAME AND CONVEYOR

The “MVT Glossy” models have a thick steel frame, which compensates vibrations and guarantees **perfect stability** even during the more demanding work phases. The side guide keeps the **part** straight while **running** in the machine on a track – which runs on two interchangeable steel guides – with a steel chain, on which the pads covered in high-resistance rubber 80 millimeters wide are fixed. The “MVT 2000 Glossy (LVGT 2SL)” **drive motor power** is 1.1kW and the “MVT 3000 Glossy (LVGT 4SL)” drive motor power is 1.5kW. The **part running speed** – electronically adjustable with inverter – can be set from 0.5 up to 15 meters per minute.

## CONTROL SYSTEM

The **control panel** with the operative functions of the machine aggregates is managed over an electronic programmable unit with a 7 inches *touchscreen* panel, which allows the set up of relevant working parameters, from the part running speed to the polishing units.



## AGGREGATE TECHNICAL FEATURES

“SL” (2 or 4 units)  
**Motor power:** 2,2kW  
**Brush rotation speed:** 420 to 1.400rpm  
**Adjustable work angle:** 0 to 60 degrees  
**Wheel size:** 300x100mm  
**Wheel shaft:** 80mm


## MACHINE TECHNICAL FEATURES

**Workable sides:** 1  
**Machine length:** 3.400mm (“MVT 2000 Glossy”);  
 4.400mm (“MVT 3000 Glossy”)  
**Machine width:** 1.400mm  
**Machine height:** 1.500mm  
**Worktop height:** 900mm  
**Workable part length:** 200 to 3.000mm  
**Workable part width:** 50 to 2.000mm  
**Workable part thickness:** 10 to 50mm

**Processing speed:** 0,5 to 15m/min  
**Quantity of aggregates:** 2 (“MVT 2000 Glossy”);  
 4 (“MVT 3000 Glossy”)  
**Conveyor motor power:** 1,1kW (“MVT 2000 Glossy”);  
 1,5kW (“MVT 3000 Glossy”)  
**Aggregate type:** polisher  
**Total installed power:** 6kW (“MVT 2000 Glossy”);  
 11kW (“MVT 3000 Glossy”)



Some of the **PROFILES** that can be sanded with this machine:





**“CTS” e “CTL”**

Oscillating belt sanding units for flat surfaces; top (“CTS”) or side (“CTL”).




**“AT”**

Belt sanding unit for flat or shaped surfaces.




**“SF”**

Belt sanding unit for surfaces with superfinisher lamellar belt.



**“TPL”**

Fixed or timing milling unit with double “splinter-free” direction of rotation, equipped with high-frequency motors.



**“SS” and “SI”**

Belt sanding units for small radius and chamfers; top (“SS”) or bottom (“SI”).



**“SB”**

Abrasive wheel sanding unit with or without automatic wheel wear balancing.



**“RSS” and “RSI”**

Bottom chamfer units (“RSI”) or top chamfer units (“RSS”) for profiles, equipped with copying wheels.



**“SL”**

Polishing unit with felt discs and automatic wax dispenser.



DESTEFANI S.R.L.

**production and show room:**

Via Provinciale Novedratese, 25  
I-22060 Novedrate (CO) • Italy


**phone** +39 0362 310914

[www.giardinagroup.com/destefani](http://www.giardinagroup.com/destefani)

[info@destefanimacchine.com](mailto:info@destefanimacchine.com)



**destefani**

SINCE 1979  by GIARDINA GROUP

